

Head & Neck – (1) PNS - Part 2 (2) Facial bones (3) Pterygopalatine Fossa  
(4) Oral Cavity - Part 1



## Summary Feedback

(Combined feedback broadcasted at multiple times this week)

### PRE - RECORDED ST1-ST4 Teaching Programme 2023

**Head & Neck – (1) PNS - Part 2 (2) Facial bones (3) Pterygopalatine Fossa (4) Oral Cavity - Part 1**

**(23<sup>rd</sup> and 24<sup>th</sup> September 2023)**

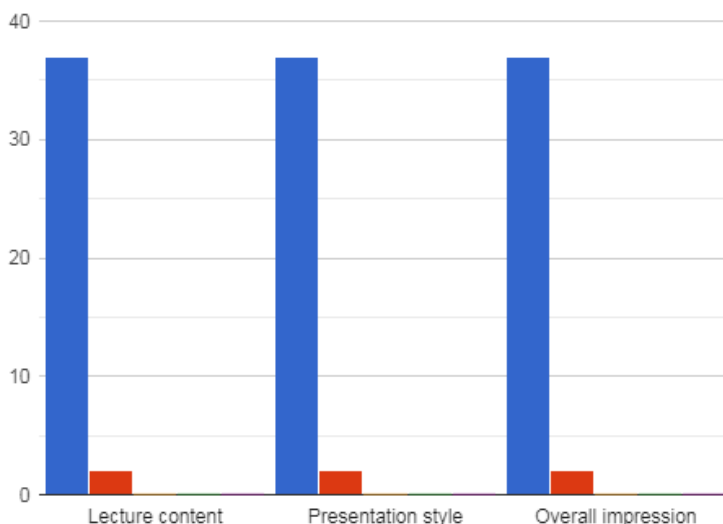
**Lecturer: Sami Khan**

#### Summary Points:

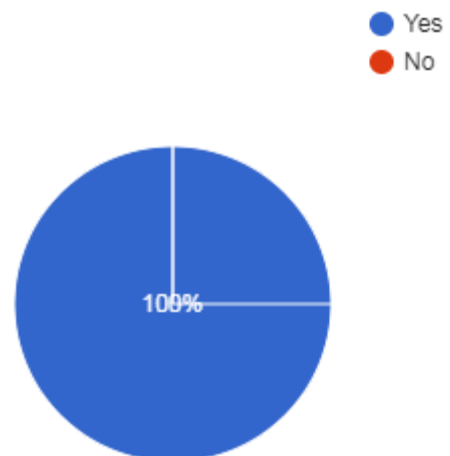
- Total Attendees: 232 from 25 Countries (Algeria, China, Dominica, Egypt, India, Indonesia, Iraq, Jordan, Kenya, Malaysia, Nepal, Nigeria, Oman, Pakistan, Qatar, Saudi Arabia, Singapore, South Africa, Sri Lanka, Sudan, Türkiye, UAE, UK, Yemen, Zimbabwe).
- Total duration: 3 hours (each session broadcasted thrice during the week)
- Total feedback received from 73 participants, from three different broadcasts

Please rate the following aspects of the session

Excellent Very good Good Satisfactory Poor



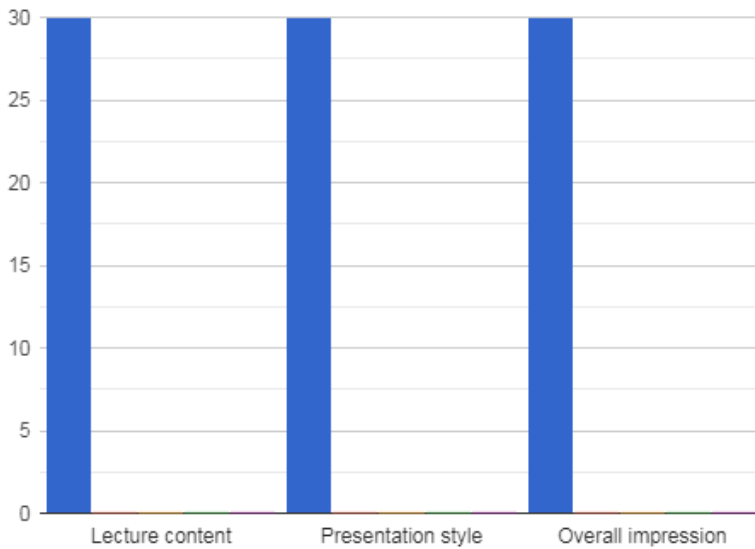
Did you find it useful  
39 responses



# Head & Neck – (1) PNS - Part 2 (2) Facial bones (3) Pterygopalatine Fossa (4) Oral Cavity - Part 1

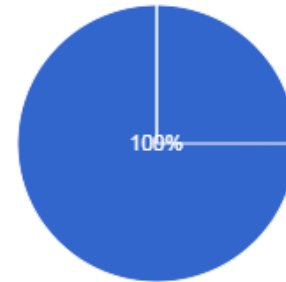
Please rate the following aspects of the session

Excellent Very good Good Satisfactory Poor



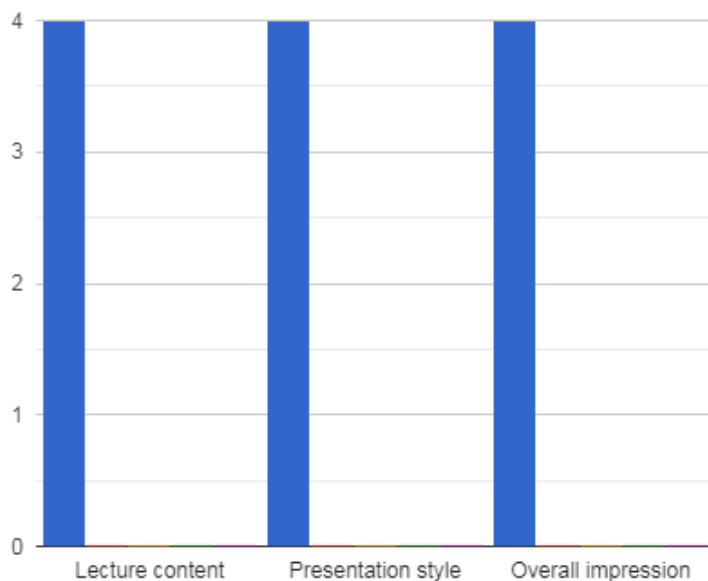
Did you find it useful  
30 responses

Yes No



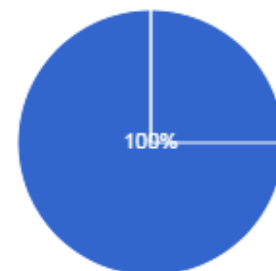
Please rate the following aspects of the session

Excellent Very good Good Satisfactory Poor



Did you find it useful  
4 responses

Yes No



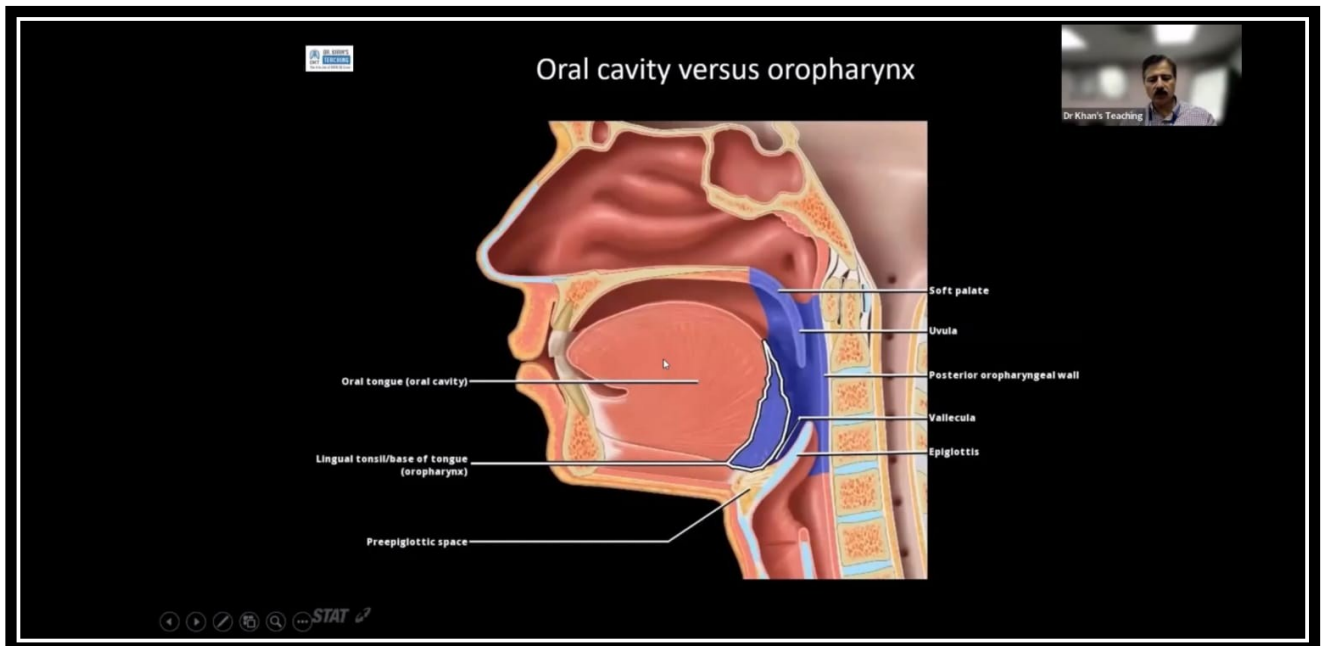
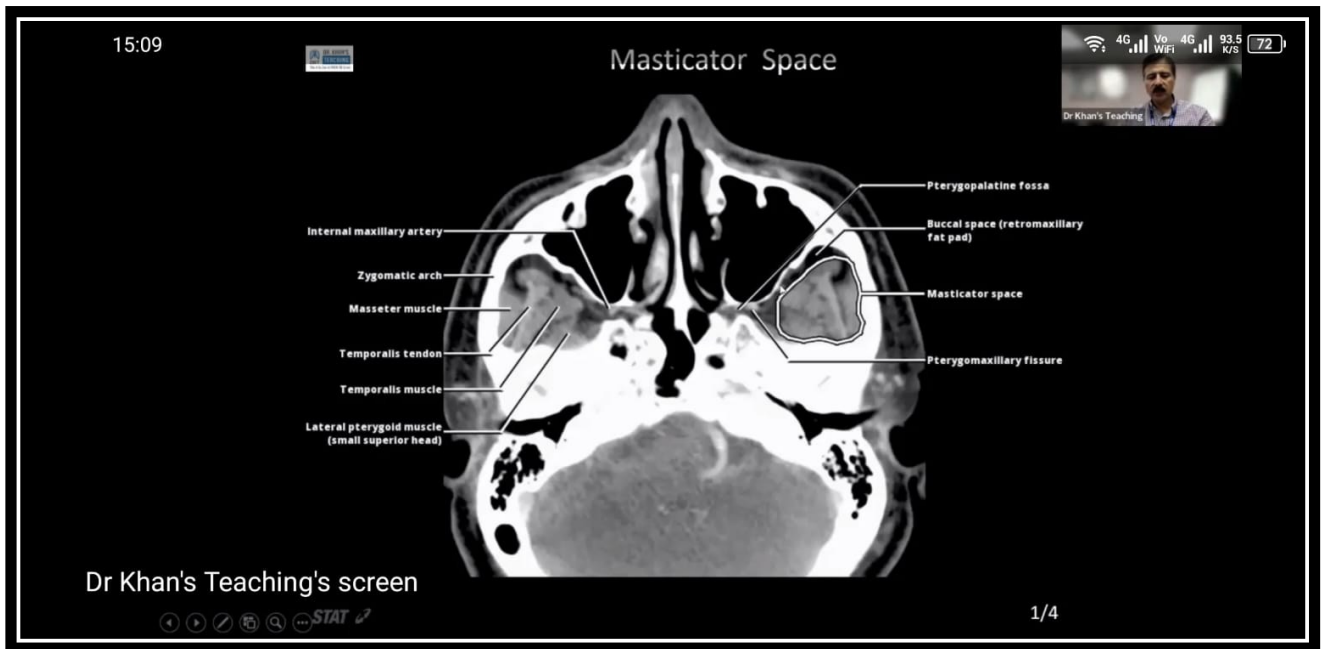
## Testimonials

- This is a tough topic but Dr Khan breaks it up into bite size chunks to gorge on (Zimbabwe).
- Second to none (UK).
- Dr. Sami is an exceptional mentor (Pakistan).
- Great as always (Iraq).
- Awesome (Indonesia).
- Improve my knowledge (Indonesia).
- I liked the ethmoidal bulla part, understood it for the first time (Pakistan).

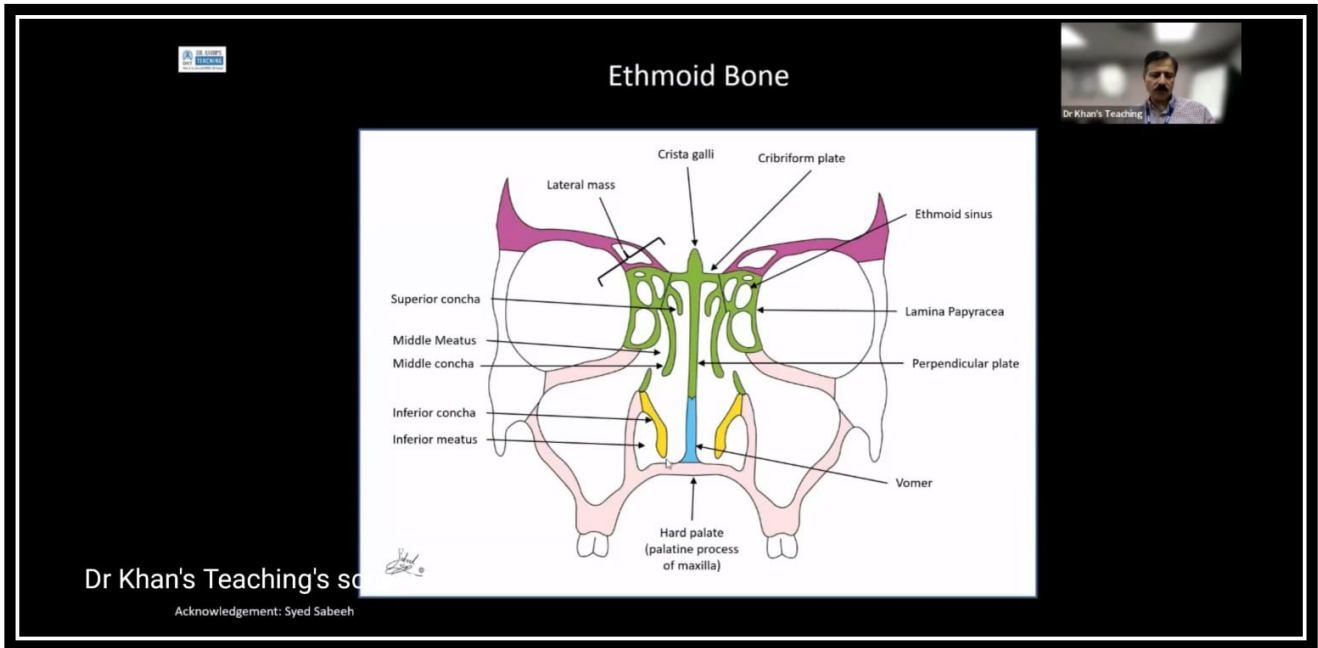
Head & Neck – (1) PNS - Part 2 (2) Facial bones (3) Pterygopalatine Fossa  
(4) Oral Cavity - Part 1

- Super excellent (Nigeria).
- Excellent (India).
- Perfect (UK).
- Superb (UK).
- Awesome (Indonesia).
- Excellent as always (Zimbabwe).
- Explanation are valuable (Algeria).
- Every aspect of the session was useful (India).
- Everything is great (Yemen).
- Excellent all through (Nigeria).
- Best session (Pakistan).
- Excellent (Egypt).
- Very nice lectures (India).
- Excellent teaching session (Algeria).
- Excellent as always (UK).
- Excellent teaching session (Algeria).
- Excellent learning (UAE).
- Cases are useful (India).
- Useful session (Pakistan).
- I liked the live demonstration on dicom of cross sectional images (India).
- The multi-modality images were useful (Pakistan).
- All aspects are useful (Yemen).
- Clear concepts (Pakistan).
- Great information (Yemen).
- Excellent session (Pakistan).
- All great (UK).
- Anatomy discussion was useful (Zimbabwe).
- Every aspect was valuable (Pakistan).
- Excellent and very detailed session. Concepts explained nicely. Very good cases (Pakistan).
- I like the anatomy part, Sir's DICOM cases are superb (Pakistan).
- Great knowledge (Pakistan).
- No words...it's awesome (Pakistan).
- Teaching material and method were useful (UAE).
- Every single word of the session were valuable (Pakistan).
- Good demonstration of anatomy and its application (UAE).
- All aspects are valuable (Pakistan).
- All superb (Pakistan).
- Very helpful to learn neck, God bless you sir (Pakistan).
- Hats off (Pakistan).
- Thanks Sir (Pakistan).
- I liked the case reviews with Dr Khan and anatomical correlation (UK).
- Amazing session (Pakistan).
- Perfect (Pakistan).
- Informative presentation (Qatar).

Head & Neck – (1) PNS - Part 2 (2) Facial bones (3) Pterygopalatine Fossa  
(4) Oral Cavity - Part 1



Head & Neck – (1) PNS - Part 2 (2) Facial bones (3) Pterygopalatine Fossa  
(4) Oral Cavity - Part 1



=====XX=====XX=====